

lessons learned
code renovation training
2021

@majcon

감사합니다
GRAZIE VINAKA
TERIMA KASIH
THANK
YOU
TAKK
merci
ありがとう

for inviting me

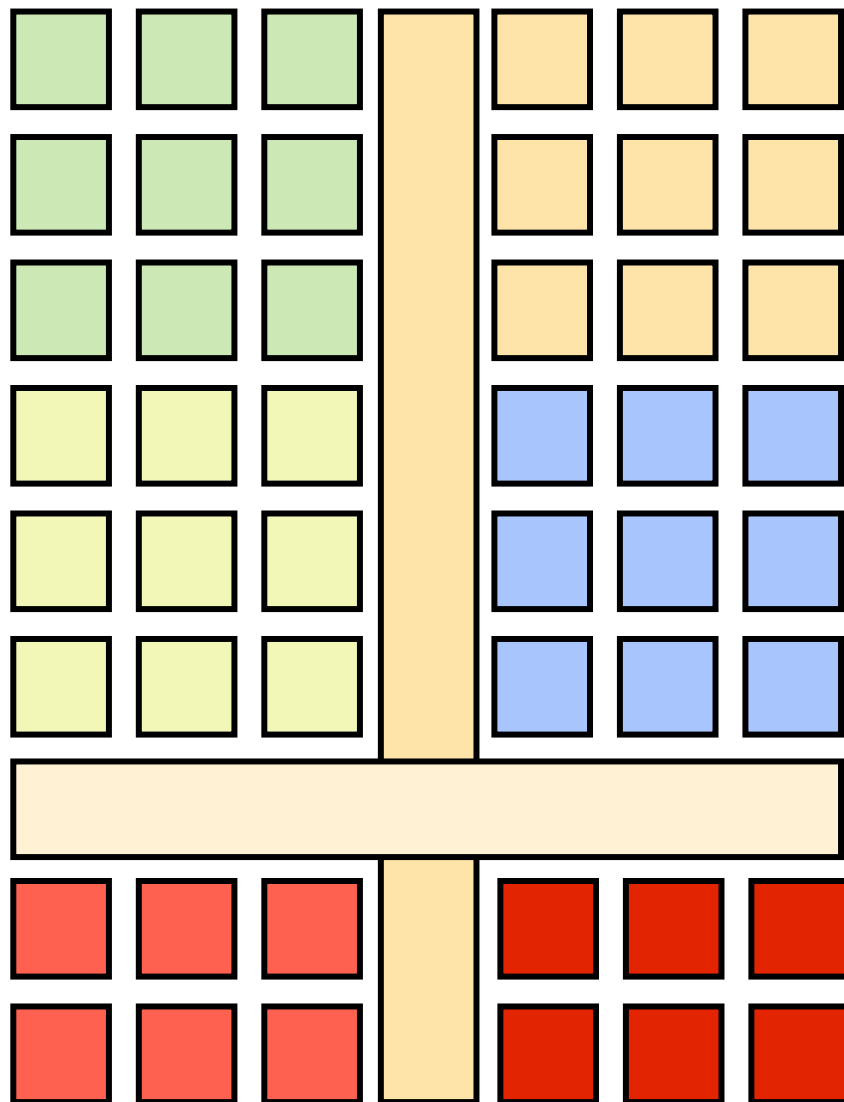


for training me

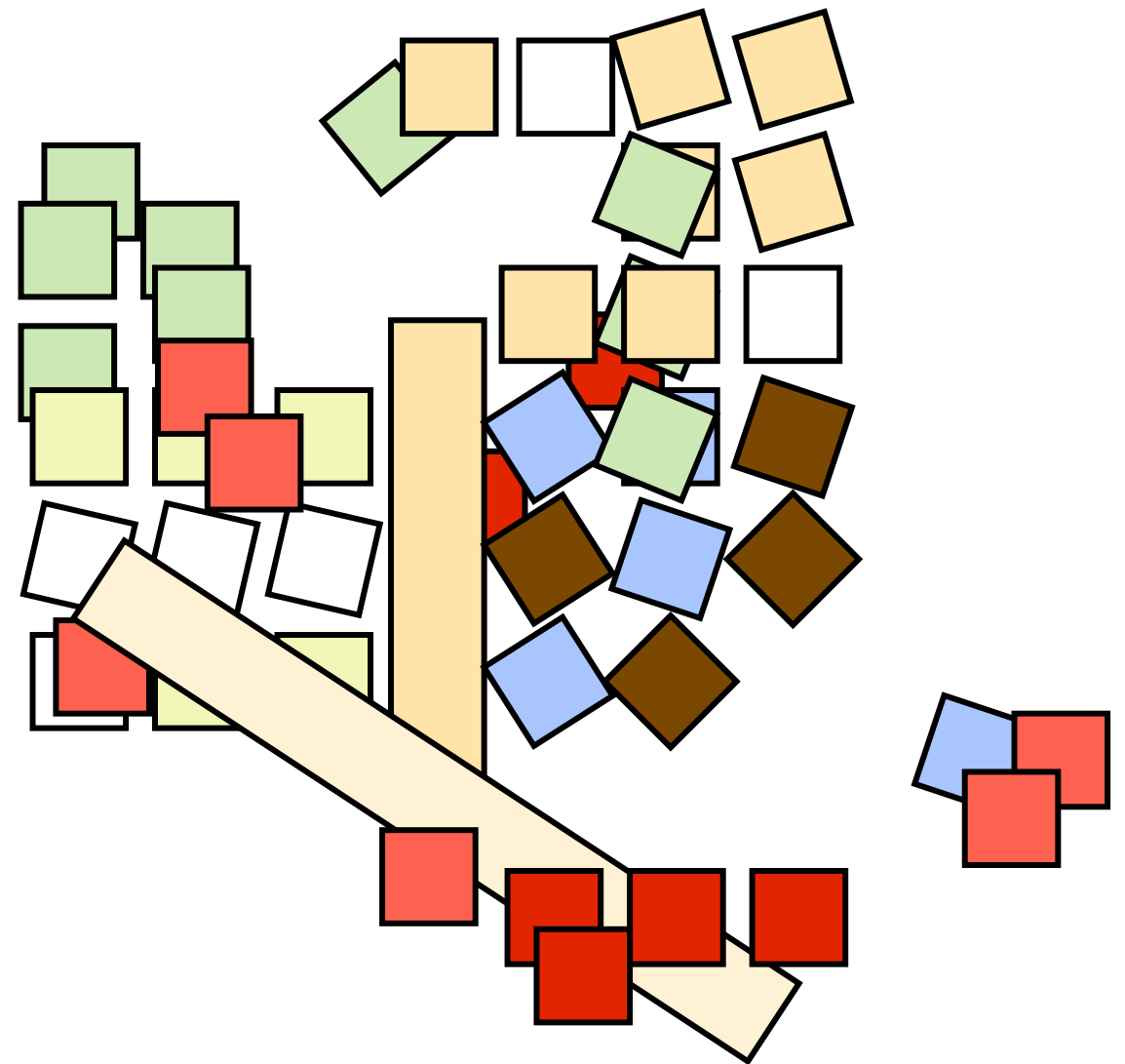


“Adding the next Feature is easy” - anonymous Architect

On Powerpoint




This is how reality looks like



What is the Problem with Legacy Code?

Legacy Systems

Legacy People




Legacy Approaches

Legacy Management

Do you know your Playground?
Why there is no strategy and tactic in Soccer!?!



What's special about Superman is that he will always make the right choice.

 SayingImages.com

Max Landis



MARCO CONSOLARO



ALESSANDRO DI GIOIA

Be pragmatic

From Zero Tests
to enough Tests

Prepare
yourself
with

- Skills
- Tools -> IDE
- Tests

Me, myself
and I

1. Clutter
2. Cleverness
3. Complexity


Get Rid of 3 C's

Boy Scout Rule

Always
leave the
codebase
cleaner than
you found it



Just add a new Feature!
let me think for a moment..



Just add a new Feature...
Are they kidding?



code renovation -> Steps to "Tame the Legacy"

Object Seams	Link Seams	Pre-Processing Seams	Enabling Point
Refactoring Calisthenics	Legacy Code Smells	Dependency Breaking	Wrapping & Replacing
Approval Testing	Unit Testing	Acceptance Testing	Security Net & Automation

code renovation -> Steps to "Tame the Legacy"



Enabling Point

Wrapping &
Replacing

Security Net &
Automation

Thank you for your attention!



All Credits for the good stuff to



**All other issues..
> contact me directly**



ajer Consulting

Damir Majer

www.majcon.de
Twitter: @majcon

